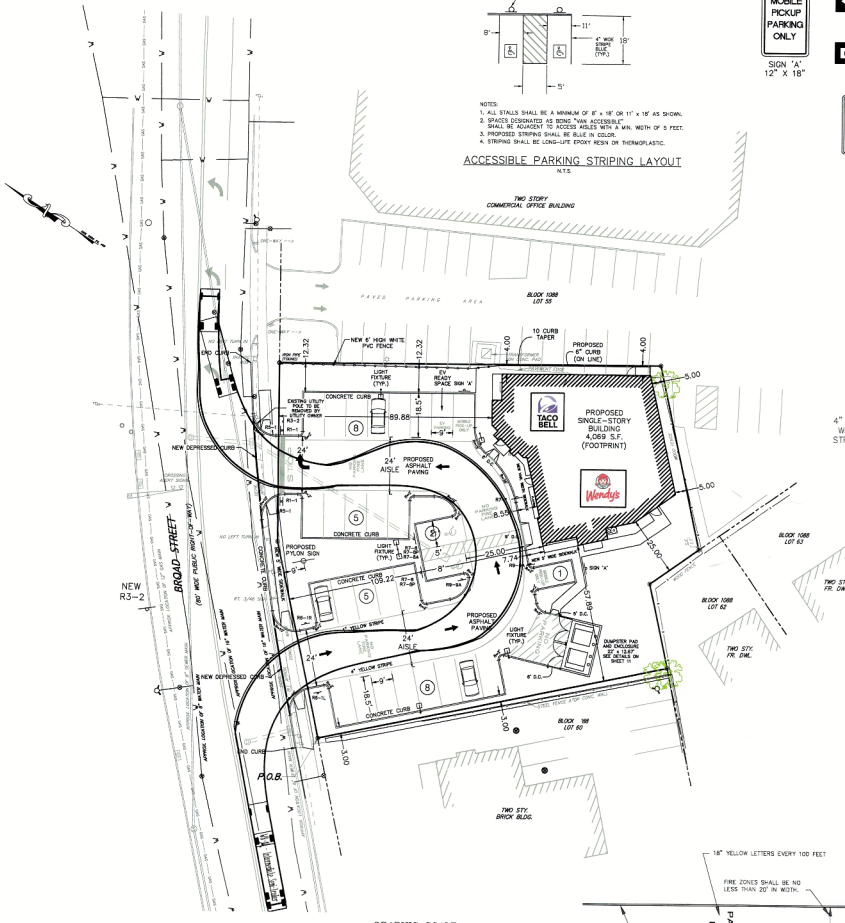

GRAPHIC SCALE

(IN FEET)
1 inch = 20 ft.

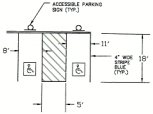

NOTES:
1. ALL STALLS SHALL BE A MINIMUM OF 8' x 18' OR 11' x 18' AS SHOWN.
2. SPACES DESIGNATED AS BEING "VAN ACCESSIBLE" SHALL BE ADJACENT TO ACCESS AISLES WITH A MIN. WIDTH OF 5 FEET.
3. PROPOSED STRIPING SHALL BE BLUE IN COLOR.
4. STRIPING SHALL BE LONG-LIFE EPOXY RESIN OR THERMOPLASTIC.

ACCESSIBLE PARKING STRIPING LAYOUT
N.T.S.



TRAFFIC SIGNAGE
N.T.S.

A.D.A. SIGNAGE
N.T.S.

SITE IMPROVEMENT NOTES

1. ALL SIGNS, STRIPING, AND DEVICES FOR THE MAINTENANCE AND PROTECTION OF TRAFFIC SHALL BE IN ACCORDANCE WITH THE "MANUAL ON UNIFORM TRAFFIC CONTROL DEVICES" (M.U.T.C.D.), LATEST EDITION.
2. ALL JOINTS WITH EXISTING PAVED AREAS/ROADS SHALL BE CONSTRUCTED WITH A NEAT SAWCUT AND KEYWAY. JOINTS WITH EXISTING CONCRETE SHALL BE SAWCUT AND A BITUMINOUS MATERIAL PROVIDED AS AN EXPANSION JOINT FILLER.
3. ALL PARKING STALLS TO BE 9' x 18.5' UNLESS OTHERWISE NOTED ON THE PLANS.
4. SIDEWALKS, APRONS, RAMPS, AND CURBS TO BE CONSTRUCTED OF N.J.D.O.T. CLASS 'C', 4,500 PSI CONCRETE OR AS INDICATED IN THE CONSTRUCTION DETAILS.
5. SHOP DRAWINGS SHALL BE SUBMITTED TO THE MUNICIPAL ENGINEER FOR REVIEW AND APPROVAL PRIOR TO COMMENCING WORK.
6. DEPRESSED CURBS AT ALL CURB RAMPS SHALL BE CONSTRUCTED OUT OF CONCRETE AND INCLUDE A DETECTABLE WARNING SURFACE.
7. A KNOX BOX SHALL BE PROVIDED AT THE BUILDING ENTRANCE FOR FIRE DEPARTMENT ACCESS.
8. REFER TO ARCHITECTURAL PLANS PREPARED BY ZELTA DESIGN FOR BUILDING CONSTRUCTION INFORMATION.
9. ALL ROOFTOP EQUIPMENT SHALL BE SCREENED FROM VIEW AND THE SCREEN SHALL LIMIT NOISE FROM BEING DIRECTED TOWARDS ADJOINING PROPERTIES.
10. ALL CURB RADII ARE MEASURED TO THE FACE OF CURB.
11. ALL CONSTRUCTION WILL BE IN ACCORDANCE WITH THE CITY DESIGN STANDARDS AND DETAILS. THE CONTRACTOR WILL BE REQUIRED TO PROVIDE AS-BUILT DRAWINGS TO THE MUNICIPALITY UPON COMPLETION OF THE WORK.

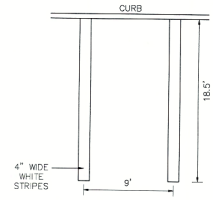

PARKING STALL STRIPING DETAIL
N.T.S.

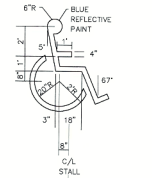

ACCESSIBLE SYMBOL STRIPING
N.T.S.

NOTES:
1. ALL POSTS SHALL BE OF ADEQUATE LENGTH TO MEET THE REQUIREMENTS FOR ERECTION, AS STATED IN THE CURRENT MANUAL ON "UNIFORM TRAFFIC CONTROL DEVICES" FOR STREETS AND HIGHWAYS.
2. ALL POSTS SHALL BE EMBEDDED 4'-2" MINIMUM.
3. POSTS MAY BE STEEL, ALUMINUM OR 2 PIECE U-POSTS, IN CONFORMANCE WITH CURRENT A.S.T.M. SPECIFICATION A123.
4. IN AREAS WITHOUT CURBING, THE OUTER EDGE OF SIGN TO BE 6'-0" MINIMUM TO 12'-0" MAXIMUM FROM EDGE OF SHOULDER, AS DIRECTED.

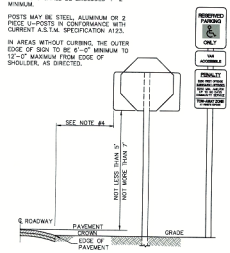

SINGLE POST
30" x 30" OR SMALLER

TYPICAL SIGN MOUNTING DETAIL
N.T.S.

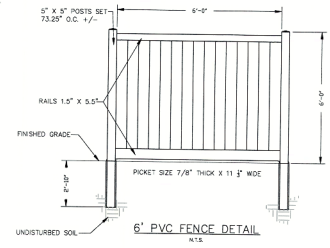

6' PVC FENCE DETAIL
N.T.S.

PAVEMENT MARKING LEGEND

UNLESS OTHERWISE SHOWN, PAVEMENT MARKINGS SHOULD CONFORM TO THE FOLLOWING:

CENTER LINE	-COIL, 4" WIDE SOLID YELLOW -SPACED 4" O.C. INTERSECTIONS ONLY
EDGE LINE	-4" WIDE SOLID WHITE -SPACED 4" O.C. INTERSECTIONS ONLY
STOP BAR	-24" WIDE SOLID WHITE LINE
PARKING STALL LINES	-4" WIDE SOLID WHITE LINE
HANDICAP STALL LINES	-4" WIDE SOLID BLUE LINE
HANDICAP HATCH LINES	-4" WIDE SOLID BLUE LINE -SPACED 2' O.C. -ANGLED 45° TO PARKING DIRECTION
NO PARKING HATCH LINES	-4" WIDE SOLID YELLOW LINE -SPACED 2' O.C. -ANGLED 45° TO PARKING DIRECTION

NOTES:
1) ALL TRAFFIC CONTROL DEVICES SHALL CONFORM TO THE CURRENT MANUAL ON UNIFORM TRAFFIC CONTROL DEVICES
2) ALL CONFLICTING SIGNS, TRIPS AND OTHER OBSTRUCTIONS SHALL BE REMOVED AS PART OF THE CONSTRUCTION.
3) ALL STRIPING TO BE REMOVED SHALL BE GROUND OFF FLUSH WITH THE PAVEMENT STRUCTURE.
4) UNLESS OTHERWISE NOTED, ALL STRIPING SHALL BE LONG-LIFE EPOXY RESIN OR THERMOPLASTIC.

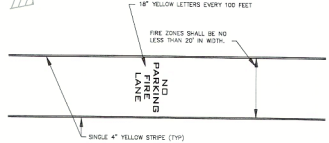

PAVEMENT MARKINGS FOR FIRE LANES
N.T.S.

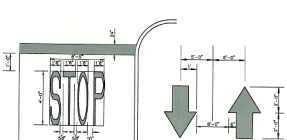

PAVEMENT MARKINGS
N.T.S.

NO.	DATE	DESCRIPTION

PRELIMINARY & FINAL MAJOR SITE PLAN
1243 BROAD STREET (C.R. 509)
WB-40 TRUCK TURNING TEMPLATE
BLOCK 1088, LOT 59
TAX MAP SHEET NO. 39

TOWNSHIP OF BLOOMFIELD — ESSEX COUNTY, NEW JERSEY

EAST POINT ENGINEERING, LLC
NEW JERSEY CERTIFICATE OF AUTHORIZATION NO. 24GA28159600
11 South Main Street
Marlboro, NJ 07746
Tel: 732.577.2180

MARC S. LEBER — DATE 08-04-22
N.J. PROFESSIONAL ENGINEER, LICENSE NO. 24GE02442400
N.J. PROFESSIONAL PLANNER, LICENSE NO. 5512005900

DATE: 1-11-2-21	PROJECT NUMBER: 21-400
SCALE: 1" = 20'	DRAWN BY: BNP
SHEET NO. 1 OF 1	

COPYRIGHT © 2020, EAST POINT ENGINEERING, LLC - ALL RIGHTS RESERVED.
THE DESIGN, IDEAS, PLANS, OR SPECIFICATIONS, OR ANY PART THEREOF, PROVIDED BY THE DESIGNER, ARE THE PROPERTY OF THE DESIGNER. THEY ARE NOT TO BE DISCLOSED TO OTHERS, NOR TO BE USED, REPRODUCED OR ASSIGNED FOR ANY PURPOSE EXCEPT WITH WRITTEN PERMISSION.